

# The False Prince



By

Jennifer Nielsen

A Novel Study  
by Nat Reed

# The False Prince

By Jennifer Nielsen



## Table of Contents

Suggestions and Expectations	3
List of Skills	4
Synopsis / Author Biography	5
Student Checklist	6
Reproducible Student Booklet	7
Answer Key	90

**About the author:** Nat Reed was a member of the teaching profession for more than 35 years. He was a full-time instructor at Trent University in the Teacher Education Program for nine years. For more information on his work and literature, visit [novelstudies.org](http://novelstudies.org).

Copyright © 2020 Nat Reed

Revisions Completed in 2021

All rights reserved by author.

Permission to copy for single classroom use only.

Electronic distribution limited to single classroom use only.

Not for public display.

# The False Prince

By Jennifer Nielsen



## Suggestions and Expectations

This curriculum unit can be used in a variety of ways. Each chapter of the novel study focuses on four or five chapters of *The False Prince* and is comprised of these activities:

1. Before You Read
2. Vocabulary Building
3. Comprehension Questions
4. Language and Extension Activities

A **portfolio cover** (p.7) as well as a **Checklist** (p.6) are included so that students may track of their completed work.

**Every activity need not be completed by all students.**

### Links with the Common Core Standards (U.S.)

Many of the activities included in this curriculum unit are supported by the Common Core Standards. For instance the *Reading Standards for Literature, Grade 5*, makes reference to the following:

- a) determining the meaning of words and phrases. . . including figurative language;
- b) explaining how a series of chapters fits together to provide the overall structure;
- c) compare and contrast two characters;
- d) determine how characters ... respond to challenges;
- e) drawing inferences from the text;
- f) determining a theme of a story . . . **and many others.**

**Themes** and **topics** which may be taught in conjunction with the novel include fantasy novels, history of Medieval Europe, sword fighting, royalty, coming of age, sacrifice, perseverance and personal growth, loyalty and courage.

# The False Prince

By Jennifer Nielsen

## List of Skills

### Vocabulary Development

1. Locating descriptive words/phrases
2. Listing synonyms/homophones
3. Identifying / creating *alliteration*
4. Use of capitals and punctuation
5. Identifying syllables
6. Identify *anagrams*
7. Identify *personification*
8. Use of singular / plural nouns
9. Listing compound words
10. Identifying parts of speech
11. Determining alphabetical order
12. Identification of root words
13. Identify/create *similes*
14. Identification of a *cliffhanger*

### Setting Activities

1. Summarize the details of a setting

### Plot Activities

1. Complete a *time line* of events
2. Identify conflict in the story
3. Identify the climax of the novel
4. Five W's Chart

### Character Activities

1. Determine character traits
2. Protagonists/antagonists
3. Relating personal experiences
4. Comparing two Characters

### Creative and Critical Thinking

1. Research
2. Write a newspaper story
3. Write a letter to a friend
4. Complete an Observation Chart
5. Conduct an interview
6. Write a description of personal feelings
7. Write a book review
8. Complete a KWS Chart

### Art Activities

1. A Storyboard
2. Create a collage
3. Design a cover for the novel
4. Design an Information Card

# The False Prince

By Jennifer Nielsen



## Synopsis

In a discontented kingdom, civil war is brewing. To unify the divided people, Conner, a nobleman of the court, devises a cunning plan to find an impersonator of the king's long-lost son and install him as a puppet prince. Four orphans are recruited to compete for the role, including a defiant boy named Sage. Sage knows that Conner's motives are more than questionable, yet his life balances on a sword's point -- he must be chosen to play the prince or he will certainly be killed. But Sage's rivals have their own agendas as well.

As Sage moves from a rundown orphanage to Conner's sumptuous palace, layer upon layer of treachery and deceit unfold, until finally, a truth is revealed that, in the end, may very well prove more dangerous than all of the lies taken together. An extraordinary adventure filled with danger and action, lies and deadly truths that will have readers clinging to the edge of their seats. [Summary courtesy of the publisher]

## Author Biography Jennifer Nielsen

New York Times Bestselling author, Jennifer Nielsen, was born and raised in northern Utah, where she still lives today with her family, a dog that won't play fetch, and a cat that hallucinates. She is the author of *The Ascendance* series, beginning with *The False Prince*; the *Traitor's Game* series, the historical novels, *Resistance*, *A Night Divided* and *Words On Fire*, and several other titles. She loves chocolate, old books, and lazy days in the mountains.



Biography courtesy of <https://jennielsen.com/about2>

# The False Prince

*By Jennifer Nielsen*



## Student Checklist

Student Name \_\_\_\_\_

Assignment	Grade / Level	Comments

# The False Prince



By Jennifer Nielsen

Name: \_\_\_\_\_

# The False Prince

By Jennifer Nielsen

## Chapters 1-4



### Before you read the chapter:

The **protagonist** in most novels features the main character or “good guy”. The protagonist of *The False Prince* is Sage, a young orphan whose main talents are lying and stealing (and his quick wit). Think back on some of your favorite characters from novels you have read or movies you’ve seen. What do you think makes for an especially interesting and memorable **protagonist**?




### Vocabulary:

Choose a word from the list to complete each sentence.

perpetrate	servitude	credible	exonerate
preferential	vigil	blasphemous	devotion

1. The members of the jury found the sheriff to be a \_\_\_\_\_ witness.
2. Under such trying circumstances, the pastor's \_\_\_\_\_ was remarkable.
3. Please do not \_\_\_\_\_ that rumor among your classmates.
4. I was quite offended by the foreman's \_\_\_\_\_ remarks.
5. The twins kept a \_\_\_\_\_ by the Christmas tree until almost midnight.
6. The terms of his \_\_\_\_\_ were for a period of seven long years.
7. We were all hoping that the judge would \_\_\_\_\_ her of all charges.
8. I still say that Maggie received \_\_\_\_\_ treatment from the teacher.



# Questions



1. What is the **setting** of the novel at the beginning of Chapter One?


2. Match each name with the proper description:

1	Mrs. Turbeldy
2	Bevin Connor
3	Sage
4	Cregan
5	Mott
6	Latamer
7	Roden
8	Tobias

A	Had a bad cough.
B	The protagonist.
C	Ratted on Sage.
D	Dark-skinned and nearly bald.
E	Ran an orphanage.
F	Master of the group.
G	Blond and very pale.
H	Loved to read.

3. Describe how Sage was rescued from the butcher.


4. What story did Sage concoct when he arrived at the orphanage?


5. According to Sage, what was the number one rule when it came to survival?


6. According to Roden, what was Conner looking for and who was Conner a friend of?


7. According to Conner, what criteria must the chosen boy meet in order to be selected?


8. Why was Sage very glad that he didn't take Conner's offer to leave?


9. Think of four adjectives which would be fitting descriptors of Conner.

--	--	--	--

10. How did Sage illustrate his statement that he cared nothing for sportsmanship?


11. Describe the magnitude of Conner's plan and what it involved.



12. What is your impression to this point of Sage as the novel's protagonist?


# Language Activities



## A. Anagrams

An **anagram** is a word that is formed by changing the order of the letters of another word. For example, the letters in the word **PAN** can also form the word **NAP**. Follow these directions to form the anagrams:



- a) read the clue in the right-hand column.
- b) Using the word in the left-hand column move the letters around in any order, but you must use all the letters.

Each of the words in the left-hand column are found in this section of our novel.

Word	Anagram	Clue
blame		Walk or move at a slow pace.
death		Despised.
shock		Knuckles of meat.
smart		Trolley cars.
remain		Found in or produced by the sea.
deserve		Sliced off.

**B. Personification** is giving human qualities to something that is not human. In Chapter One the author writes, *Luckily, I managed to keep hold of the roast, although it did me no favors to my right shoulder . . .* In this example the roast takes on human characteristics by doing Sage no favors.



- a) Why do you think personification is a literary device used by many authors?


- b) Create your own example of personification.


**C.** A **quintet** is a five-line verse that tells a story. The quintet has a syllable pattern and can bring an exciting scene to life. (It doesn't have to rhyme.)

Line 1 – tells <b>when</b> , 3 syllables Line 2 – tells <b>where</b> , 5 syllables Line 3 – tells <b>what</b> , 7 syllables Line 4 – describes <b>activity</b> , 9 syllables Line 5 – contains a <b>thought</b> , 3 syllables.	Now create a quintet poem using ideas from recent events in <i>The False Prince</i> .
--	---

TITLE: \_\_\_\_\_


**D.** There are some words which can act as nouns or verbs, depending on their use in the sentence. Use your imagination and write sentences to illustrate how these words (found in this section) can be used as both a noun and a verb.

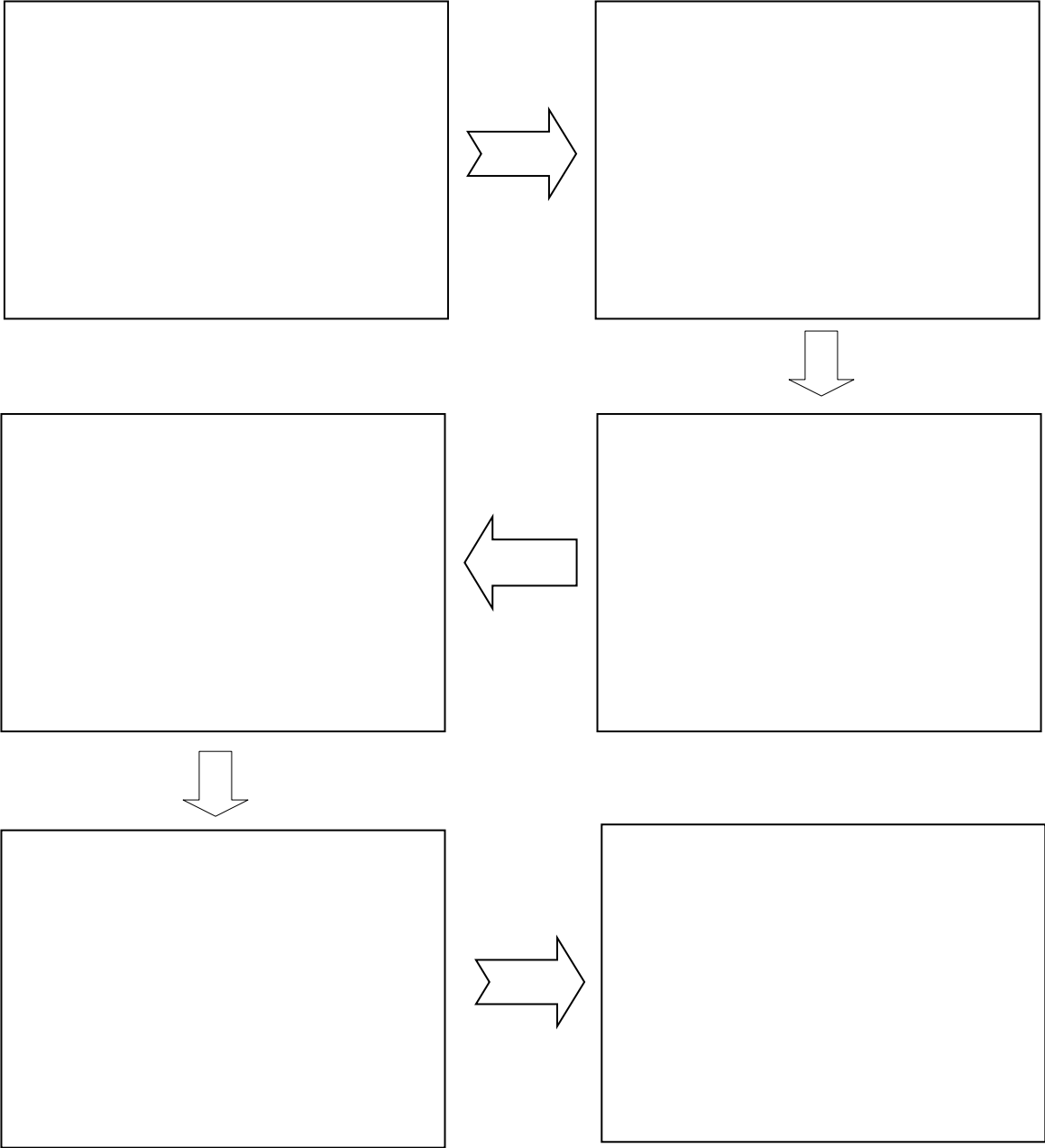
REWARD	
Noun	
Verb	

SIGN	
Noun	
Verb	

BOOK	
Noun	
Verb	


# E. Sequence Chart

Choose what you consider to be the six most important events in these chapters. In each of the six boxes below list the six events that you have chosen, describing what happened and telling why you consider this to be an essential part of the story.




## F. 5 Ws and an H.


Choose an event from this section that you thought was really important and/or exciting. Using facts that you gleaned from reading about this event, fill in the balloons below, summarizing what you learned.




**WHO?**




**WHAT?**




**WHEN?**



**WHERE?**



**WHY?**



**HOW?**

## Extension Activity



### Storyboard

A storyboard is a series of pictures that tell about an important event in a story. A storyboard can tell the story of only one scene - or the entire novel.



Complete the storyboard below illustrating the events described in the first four chapters of our novel. You may wish to practice your drawings on a separate piece of paper.

1	2
3	4
5	6