

The Adventures of Robin Hood



By

Roger Lancelyn Green

A Novel Study
by Nat Reed

The Adventures of Robin Hood

By Roger Lancelyn Green



Table of Contents

Suggestions and Expectations	3
List of Skills	4
Synopsis / Author Biography	5
Student Checklist	6
Reproducible Student Booklet	7
Answer Key	85

About the author: Nat Reed was a member of the teaching profession for more than 35 years. He was a full-time instructor at Trent University in the Teacher Education Program for nine years. For more information on his work and literature, visit novelstudies.org.

Copyright © 2021 Nat Reed
Revisions Completed in 2021
All rights reserved by author.

Permission to copy for single classroom use only.
Electronic distribution limited to single classroom use only.
Not for public display.

The Adventures of Robin Hood

By Roger Lancelyn Green



Suggestions and Expectations

Each chapter of the novel study focuses on two chapters of *The Adventures of Robin Hood* and is comprised of these distinct sections:

1. Before You Read
2. Vocabulary Building
3. Comprehension Questions
4. Language and Extension Activities

A **portfolio cover** (page 7) as well as a **Checklist** (page 6) are included so that students may track of their completed work.

Every activity need not be completed by all students.

Links with the Common Core Standards (U.S.)

Many of the activities included in this curriculum unit are supported by the Common Core Standards. For instance the *Reading Standards for Literature, Grade 5*, makes reference to:

- a) determining the meaning of words and phrases. . . including figurative language;
- b) explaining how a series of chapters fits together to provide the overall structure;
- c) compare and contrast two characters;
- d) determine how characters ... respond to challenges;
- e) drawing inferences from the text;
- f) determining a theme of a story . . . **and many others.**

Themes which may be taught in conjunction with the novel include Robin Hood and heroes of the Middle Ages, English history, good versus evil, social and economic justice, courage and sacrifice, honor and nobility.

The Adventures of Robin Hood

By Roger Lancelyn Green

List of Skills

Vocabulary Development

1. Locating descriptive words/phrases
2. Listing synonyms/homophones
3. Identifying/creating *alliteration*
4. Identification of root words
5. Identifying syllables
6. Identify *anagrams*
7. Listing compound words
8. Identifying parts of speech
9. Identify *personification*.
10. Identify *similes*.

Setting Activities

1. Summarize the details of a setting

Plot Activities

1. Complete a *time line* of events
2. Identify conflict in the story
3. Complete Five W's Chart
4. Complete a Plot Outline for a Sequel
5. Identify the climax of the novel.

Character Activities

1. Determine character traits
2. Identify the protagonist/antagonist
3. Relating personal experiences
4. Compare characters

Creative and Critical Thinking

1. Research
2. Write a newspaper story
3. Participate in a talk show
4. Conduct an interview
5. Create a poem
6. Write a description of personal feelings
7. Write a book review
8. Complete an Observation Chart
9. Complete a KWS Chart
10. Create a friendly letter.

Art Activities

1. A Storyboard
2. Create a collage
3. Design a cover for the novel
4. Create a comic strip

The Adventures of Robin Hood

By Roger Lancelyn Green



Synopsis


The classic story of social justice and outrageous cunning. Robin Hood, champion of the poor and oppressed, stands against the cruel power of Prince John and the brutal Sheriff of Nottingham. Taking refuge in the vast Sherwood Forest with his band of men, he remains determined to outwit his enemies. [Courtesy of the Publisher]

“Robin Hood, the legendary outlaw hero, steals from the rich to save the poor with his band of Merry Men in the vast Sherwood Forest.”

Author Biography Roger Lancelyn Green

Roger Lancelyn Green (1918-1987) was a biographer of children’s writers and a reteller of myths, legends and fairy tales. He was a member of the Oxford literary group the Inklings, along with J. R. R. Tolkien and C. S. Lewis. Roger was born in Norwich, England. He studied under C.S. Lewis at Oxford where he obtained a B.A. Degree. His fantasy novel, *The Land of the Lord High Tiger* has been compared to C.S. Lewis's Narnia books.

[Biography courtesy of the Publisher and Wikipedia]



The Adventures of Robin Hood



By Roger Lancelyn Green

Name:

The Adventures of Robin Hood

By Roger Lancelyn Green

Prologue - Chapter 2



Before you read this section:

The **protagonist** of *The Adventures of Robin Hood* is, of course, the legendary hero of old – Robin Hood of Sherwood Forest. You may or may not know a great deal about Robin, but many of you have probably heard of him. What characteristics do you think he will possess that made him such a legendary figure?



Vocabulary:

Choose a word from the list to complete each sentence.

barbarous	conviction	yeoman	gallows
pretence	forfeit	dowry	palmer

1. I think that the prince only married Lady Patricia for her _____.
2. A _____ is a monk who has sworn an oath of poverty.
3. The Middle Ages was a most _____ time for many people.
4. A _____ is someone who holds and farms a small piece of land.
5. They jury decided to send the king to the _____.
6. She was only looking for a _____ for leaving the party early.
7. If you speak ill of the king, you may have to _____ your lands and liberty.
8. Sarah was under the mistaken _____ that Ramón did not love her.

Questions



1. What is the **setting** of the story for much of Chapter One?

2. What was the reason given by Sir George Gamwell for not allowing his daughter to marry William Fitzooth?

3. What caused Sir George to change his mind and refrain from killing William?

4. Match the characters on the left with the correct description on the right.

a	Robert Fitzooth		1	Robin's mother.
b	Will Scarlett		2	Very impressed with Robin's archery skills.
c	Joanna Gamwell		3	Rotting in some dungeon?
d	Guy of Gisborne		4	Robin Hood.
e	Brother Michael		5	Robin's beloved.
f	Sheriff of Nottingham		6	A Saxon and proud of it.
g	Marian Fitzwalter		7	A wicked brother.
h	King Richard		8	Delivered Much into Robin's care.
i	Sir George Gamwell		9	"Keeper of the peace" in Nottingham.
j	Prince John		10	Knocked insensible by Robin.

5. List three adjectives that would accurately describe the character of Prince John.

1		2		3	
---	--	---	--	---	--

6. Before Robin Hood actually makes an appearance in the novel, he is discussed by several characters. Why might this be a good strategy on the part of the author?

7. **Investigate: King Richard the Lionhearted (1157-1199 AD)** is mentioned in this section. Richard I was king of England for about ten years, from 1089-1099. He was renowned as a great military leader and warrior. Using resources in your school library or on the Internet, research three additional interesting facts about this monarch and enter them below.



1	
2	
3	

8. Describe the plans that the Sheriff put in motion with regard to Robin Hood and Lady Marian?

9. Robin believed that justice would not return to England until King Richard returned to reign. True or False

10. **Foreshadowing** is defined as *a warning or indication of a future event*. How might Brother Michael's words to Sir Guy be considered an example of this literary device?

Language Activities



A. Personification is giving human qualities to something that is not human. Here is an example of this literary device from Chapter One: . . . *for with a sudden vicious whine an arrow sped from behind them . . .* Why would this be considered as an example of this literary device?



As you continue to read through the novel be on the lookout for other examples of this literary device. If you should find one, come back to this question and enter it below.

B. Many authors enjoy using **alliteration** – a literary device where the author repeats the same sound at the beginning of several words. Although alliteration is usually seen as a series of words beginning with the same consonant (i.e. *Peter Piper picked a peck of pickled peppers*) the following also serves as an example of this device: ... *near the still smoking ashes of his home.*




Using your imagination, create your own examples of **alliteration** from the following topics. Each example must contain a minimum of three words.

Shooting an arrow.	
The wind blowing through the trees.	
Your choice.	

C. Anagrams

An **anagram** is a word that is formed by changing the order of the letters of another word. For example, the letters in the word **WAS** can also form the word **SAW**. Follow these directions to form the anagrams:



a) read the clue in the right-hand column.

b) Using the word in the left-hand column move the letters around in any order, but you must use all the letters. All of the words in the left-hand column can be found in this section of *The Adventures of Robin Hood*.

Word	Anagram	Clue
usurper		One who chases.
forest		More delicate.
dignity		Cleaning up.
horse		Seaside.
archers		Party ___.
present		Really sorry for something.
treason		An elected official in the United States.

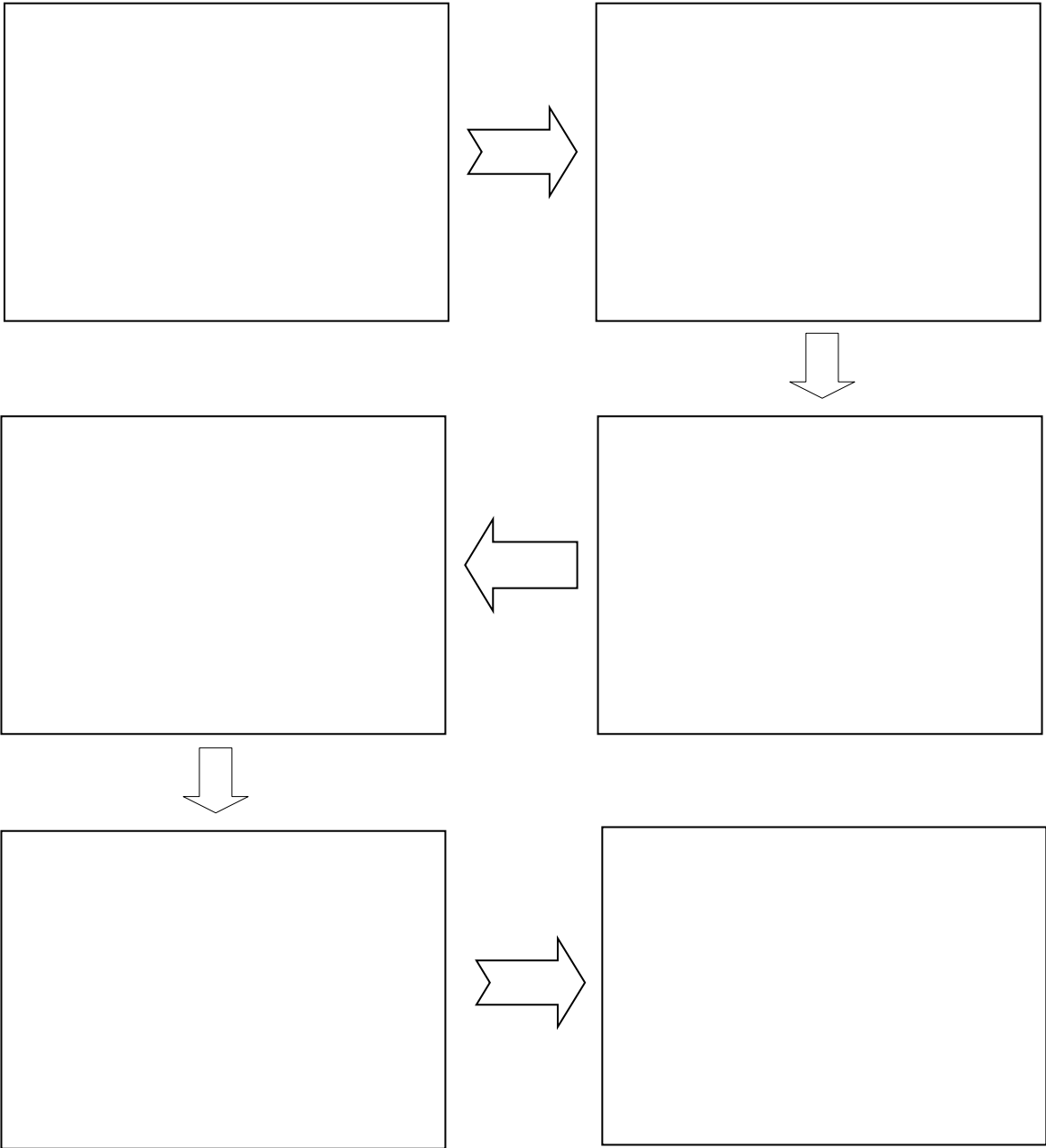
D. Three-Syllable Words

Find twelve three-syllable words from this section and list them below.

1		7	
2		8	
3		9	
4		10	
5		11	
6		12	


E. Sequence Chart

Choose what you consider to be the six most important events in this section. In each of the six boxes below list the six events that you have chosen, describing what happened and telling why you consider this to be an essential part of the story.




F. 5 Ws and an H.


Choose an event from this section that you thought was really important and/or exciting. Using facts that you gleaned from reading about this event, fill in the balloons below, summarizing what you learned.




WHO?




WHAT?




WHEN?



WHERE?



WHY?



HOW?

Extension Activity



A Picture's Worth a Thousand Words

Use the three boxes to describe and illustrate the beginning, middle and end of this section.

Beginning Picture:	Beginning:
Middle Picture:	Middle:
Concluding Picture:	Concluding: