


# Kneeknock Rise



By

Natalie Babbitt

A Novel Study  
by Nat Reed

# Kneeknock Rise

*By Natalie Babbitt*



## Table of Contents

Suggestions and Expectations	3
List of Skills	4
Synopsis / Author Biography	5
Student Checklist	6
Reproducible Student Booklet	7
Answer Key	62

**About the author:** Nat Reed was a member of the teaching profession for more than 35 years. He was a full-time instructor at Trent University in the Teacher Education Program for nine years. For more information on his work and literature, visit [novelstudies.org](http://novelstudies.org).

Copyright © 2018 Nat Reed  
Revisions Completed in 2022  
All rights reserved by author.

Permission to copy for single classroom use only.  
Electronic distribution limited to single classroom use only.  
Not for public display.

# Kneeknock Rise

By Natalie Babbitt



## Suggestions and Expectations

Because *Kneeknock Rise* does not contain conventional chapters, this Novel Study is divided into nine fairly equal chapters whose boundaries are indicated at the beginning of each. We chose not to include page numbers from the novel because of the fact that different versions of *Kneeknock Rise* may be unique in this regard.

This curriculum unit can be used in a variety of ways. Each chapter of the novel study is comprised of five different activities including:

1. Before You Read
2. Vocabulary Building
3. Comprehension Questions
4. Language and Extension Activities

A **portfolio cover** (p.7) as well as a **Checklist** (p.6) are included so that students may track of their completed work.

**Every activity need not be completed by all students.**

### Links with the Common Core Standards (U.S.)

Many of the activities included in this curriculum unit are supported by the Common Core Standards. For instance the *Reading Standards for Literature, Grade 5*, makes reference to

- a) determining the meaning of words and phrases. . . including figurative language;
- b) explaining how a series of chapters fits together to provide the overall structure;
- c) compare and contrast two characters;
- d) determine how characters ... respond to challenges;
- e) drawing inferences from the text;
- f) determining a theme of a story . . . **and many others.**

**Themes** which may be taught in conjunction with the novel include peer-pressure, the roles of superstitions/mythology, courage/heroism, and the importance of having faith.

# Kneeknock Rise

By Natalie Babbitt

## List of Skills

### Vocabulary Development

1. Locating descriptive words/phrases
2. Listing synonyms/homophones
3. Identifying/creating *alliteration*
4. Use of capitals and punctuation
5. Identifying syllables
6. Identify *personification*.
7. Identify *anagrams*
8. Listing compound words
9. Identifying parts of speech
10. Determining alphabetical order
11. Identification of root words
12. Identify/create *similes*

### Setting Activities

1. Summarize the details of a setting

### Plot Activities

1. Complete a *time line* of events
2. Identify conflict in the story
3. Complete Five W's Chart
4. Identify *cliffhangers*
5. Identify the climax of the novel.
6. Complete a Story Pyramid

### Character Activities

1. Determine character traits
2. Identify the protagonist
3. Relating personal experiences
4. Compare characters

### Creative and Critical Thinking

1. Create a friendly letter.
2. Write a newspaper story
3. Participate in a talk show
4. Conduct an interview
5. Write a description of personal feelings
6. Write a book review
7. Complete an Observation Chart
8. Create a poem

### Art Activities

1. A Storyboard
2. Create a collage
3. Design a cover for the novel
4. Create a comic strip

# Kneeknock Rise

*By Natalie Babbitt*

## Synopsis

From the moment young Egan arrives in Instep for the annual fair, he is entranced by the fable surrounding the misty peak of Kneeknock Rise: On stormy nights when the rain drives harsh and cold, an undiscovered creature raises its voice and moans. Nobody knows what it is – nobody has ever dared to try to find out and come back again. Even so, what with his strange dreams and the excitement of the fair, Egan is drawn to find the answer to the mystery. [The Publisher]

*Here's a wonderfully fluent fable about man's need to have something to believe in... the fable is simple and its meaning precise enough: Science cannot or will not explain all. The strength of this tale is in Natalie Babbitt's clean, modern, very confident telling. For children, especially, this is fine writing.* [School Library Journal, Starred Review]

## Author Biography

*Natalie Babbitt*


Natalie Babbitt was born Natalie Zane Moore on July 28, 1932, in Dayton, Ohio. She attended Laurel School for Girls, and then Smith College. She has 3 children (and three grandchildren), is married to Samuel Fisher Babbitt and lives in Rhode Island. The Babbitts collaborated to create **The Forty-ninth Magician**, a picture book that he wrote and she illustrated, published by Pantheon Books in 1966. When Samuel became too busy to participate editor Michael di Capua of Farrar, Straus and Giroux encouraged Natalie to continue producing children's books. After writing and illustrating two short books in verse, she turned to children's novels, and her second effort, **Kneeknock Rise**, was awarded a Newbery Honor in 1971.



**Tuck Everlasting**, published in 1975, was named an ALA Notable book and continues to be a bestseller. Two of her books have been turned into movies: **Tuck Everlasting** twice, in 1981 and 2002, and **The Eyes of the Amoryllis** in 1982. In addition to her writing, Babbitt has also illustrated a number of books by Valerie Worth. For her contribution as a children's writer she was nominated for the international Hans Christian Andersen Award in 1982.



# Kneeknock Rise



*By Natalie Babbitt*

Name: \_\_\_\_\_

# Kneeknock Rise

By Natalie Babbitt

Chapter 1  
From: the beginning To: "Here's Egan, Mother,"



## Before you read the chapter:

The **protagonist** in most novels features the main character or "good guy". *Kneeknock Rise* features young Egan, who is sent to visit his aunt and uncle in the town of Instep at the foot of the mysterious Kneeknock Rise. Think back on your favorite characters from past novels you have read or movies you've seen. What do you think makes for an especially fascinating **protagonist**? Who was your favorite protagonist of all time?




## Vocabulary:

Choose a word from the list to complete each sentence.

christened	shrouded	contemptuous	chandler
dawdled	eventually	insolent	rapturous

1. The judge gave the accused a \_\_\_\_\_ look before sentencing him.
2. Who knew that \_\_\_\_\_ she would marry the prince?
3. Jack was actually \_\_\_\_\_ John Alexander McCormick.
4. Judging by the \_\_\_\_\_ look on her face, I gather she must have triumphed.
5. A \_\_\_\_\_ is one who makes candles.
6. The mountain remains \_\_\_\_\_ in mystery.
7. He was late because he \_\_\_\_\_ all the way here.
8. "You \_\_\_\_\_ little brat," she wailed. "Go to the principal's office at once."



# Questions



1. What is the setting of the story at the end of this section?


2. Briefly describe how the Mammoth Mountains got its name.


3. Describe how the appearance of Kneeknock Rise was different from its brothers.


4. How else was Kneeknock Rise frighteningly different? To what (or whom) did the villagers attribute this?


5. Why was Egan traveling to Instep and with whom would he be staying?


6. How is Ada's cat's name somewhat ironic?


7. What was your first impression of Ada? On what did you base this impression?


8. Match each character from this section with the most accurate description. Write the letter of the correct description in the third column from the left.

	Character	v		Description
1	Egan		a	Owned a bulky cart and a resentful mule.
2	Sweetheart		b	Ott's only brother.
3	Ada		c	Not exactly fussy – just nervous.
4	The chandler		d	Mule-headed.
5	Ott		e	Nasty.
6	Gertrude		f	A reader and a poet.
7	Anson		g	Supposedly wasn't afraid of anything.
8	Megrimum		h	Moaned like a lonely demon.
9	Frieda		i	Skinny and scratched up.

### Language Activity



**A.** Many authors enjoy using **alliteration** – a literary device in which the author repeats the same sound at the beginning of several words. Here's an example from this section: “who could call those molehills mountains...”




Using your imagination, create your own examples of **alliteration** from the following topics. Each example must contain a minimum of three words.

An iguana clinging to a tree.	
The sound of a snowmobile.	
Your choice	

## B. Anagrams

An **anagram** is a word that is formed by changing the order of the letters of another word. For example, the letters in the word **WAS** can also form the word **SAW**. Follow these directions to form the anagrams:



- read the clue in the right-hand column.
- Using the word in the left-hand column move the letters around in any order, but you must use all the letters.

Word	Anagram	Clue
heart		The world.
shred		Collections of sheep.
stared		Swaps.
scared		Aromatic trees.
finger		The edge of something.

**C.** A **simile** is a comparison using the words “like” or “as”. An example from this section is “It (a long shadow) was huge and silent and cold as a gravestone.” What two things are being compared in this example?

--	--

Invent your own **similes** comparing the following items with something from your own imagination:


- a cold north wind in winter


- a beautiful sunrise



Look for a **simile** as you continue reading. When you find one return to this question and record it below.


## D. 5 Ws and an H.


Choose an event from this section that you thought was really important and/or exciting. Using facts that you gleaned from reading about this event, fill in the balloons below, summarizing what you learned.




***WHO?***




***WHAT?***




***WHEN?***



***WHERE?***



***WHY?***



***HOW?***

## E. My 02¢ About Chapter 1.

What I Liked Best:

I Didn't Like The Part:

I Didn't Like It Because:

## F. Caviar Words

The author of this novel is noted for her use of elegant, tasteful words. Someone once stated that some words have the sound of **caviar** (rich and elegant) and others are more are common (**peanut butter** words). With a colleague come up with 6 examples of each type of word. You may use any chapter of the novel to find these words.



Caviar Words	Peanut Butter Words

## G. A Quatrain Poem About Being Misunderstood.

The **quatrain** is a popular form of rhymed verse. It is a poem of four lines, is usually light and can be humorous. The following quatrain was written by the famous poet, Atrocious Halitosis. It is called, **Misunderstood**.

*I live in the mountains 'mongst moonbeams and streams,  
I scare all the children, I live in their dreams.  
They say I'm a demon, I tell you I'm not,  
They don't understand all the sorrows I've got.*



Various rhyming schemes make up a quatrain poem. As you can see, the above four lines have a rhyming scheme of **A - A - B - B**. Other rhyming schemes include: ABCA, AAAA, AABA, ABBA, ABBB, and AAAB.

Your task is to write your own quatrain poem. You may choose a rhyming scheme that fits with your own personal creation. The theme should have something to do with the themes established thus far in the novel.

### The Quatrain Poem

Now create your own Quatrain Poem. Your poem must follow the format of a quatrain poem described above (and must rhyme).

Title: \_\_\_\_\_


## Extension Activities



### Storyboard

A storyboard is a series of pictures that tell about an important event in a story. A story-board can tell the story of only one scene – or the entire novel. Complete the story-board below illustrating the events described in this section of *Kneeknock Rise*. You may wish to practice your drawings on a separate piece of paper.



1	2
3	4
5	6